

























FUERABORDAS COMPACTOS | COMPACT OUTBOARDS

		SISTEMA DE ARRANQUE STARTING SYSTEM			CILINDROS CYLINDERS	CILINDRADA DISPLACEMENT	€	
CARB	2.6	F2.6BMS		S	17.0 kg	1	72 cm³	670
		F2.6BML		L	18.0 kg	1	72 cm³	734
	4	F4BMS		S	24.5 kg	1	112 cm³	999
		F4BML		L	25.5 kg	1	112 cm³	999
	5	F5BMS		S	24.5 kg	1	112 cm³	1.050
		F5BML		L	25.5 kg	1	112 cm³	1.050
	6	F6ABMS		S	27.0 kg	1	148 cm³	1.210
		F6ABML		L	28.0 kg	1	148 cm³	1.210
	8	F8BMS		S	38.0 kg	L2	209 cm³	1.950
		F8BML		L	39.5 kg	L2	209 cm³	1.950
		F8FWL		L	42.5 kg	L2	209 cm³	2.550
	9.8	F9.8BMS		S	38.0 kg	L2	209 cm³	1.999
		F9.8BML		L	39.5 kg	L2	209 cm³	2.020
	15	F15ABMS-EFI		S	51.7 kg	L2	362 cm³	2.632
		F15ABML-EFI		L	53.7 kg	L2	362 cm³	2.632
		F15AFWS-EFI		S	52.7 kg	L2	323 cm³	2.999
		F15AFWL-EFI		L	54.7 kg	L2	323 cm³	2.999
		F15ABWS-EFI		S	53.7 kg	L2	362 cm³	2.800
		F15ABWL-EFI		L	55.7 kg	L2	362 cm³	2.800
	15PRO	F15FES-T-EFIPRO		S	94.0 kg	L3	747 cm³	5.699
		F15FEL-T-EFIPRO		L	100.6 kg	L3	747 cm³+	5.699
	20	F20EBMS-EFI		S	51.7 kg	L2	362 cm³	2.783
		F20EBML-EFI		L	53.7 kg	L2	362 cm³	2.783
		F20EFWS-EFI		S	52.7 kg	L2	362 cm³	3.235
		F20EFWL-EFI		L	54.7 kg	L2	362 cm³	3.235
		F20EBWS-EFI		S	51.7 kg	L2	362 cm³	3.089
		F20EBWL-EFI		L	53.7 kg	L2	362 cm³	3.089
30	F30FWL-T		L	96.6 kg	L3	747 cm³	5.299	
	40	F40FES-T-EFI		S	94.0 kg	L3	747 cm³	5.290
		F40FWL-T		L	100.6 kg	L3	747 cm³	5.299
		F40FWL-T-PRO		L	113.0 kg	L4	996 cm³	6.299
50	F50FEL-T-EFI		L	113.0 kg	L4	996 cm³	6.199	
60	F60FEL-T-EFI		L	113.0 kg	L4	996 cm³	6.499	
	100	F100FEX-T-EFI		X	185 kg	L4 16 valves	1832 cm³	10.500
		FL100FEX-T-EFI						11.499
		F100FEL-T-EFI		L	180 kg			10.400
		FL100FEL-T-EFI						10.900
	115	F115FEX-T-EFI		X	185 kg	L4 16 valves	1832 cm³	10.500
		FL115FEX-T-EFI						11.499
		F115FEL-T-EFI		L	180 kg			10.400
		FL115FEL-T-EFI						10.900

EFI

(+IVA)

MOTOR ELÉCTRICO | ELECTRIC ENGINE

	MOD.	RÉGIMEN DE TRABAJO A PLENO GAS FULL THROTTLE OPERATING RANG	 MAX.		DECIBELIOS DECIBEL	€
GPS 24V	HE50737	1.500 rpm	DC 24 V 1.080 W	45 A 15.5 kg	50 db	1.326
GPS 12V	HE50736	1.250 rpm	DC 12 V 600 W	50 A 13.9 kg	50 db	922
	HE50700	1.250 rpm	DC 12 V 600 W	50 A 13.7 kg	50 db	402
12 HP	HE50734	1.250 rpm	DC 48 V 6.000 W	125 A 28.8 kg	75 db	2.906
	HE50732	1.200 rpm	DC 48 V 6.000 W	125 A 28.8 kg	75 db	2.679
10 HP	HE50731	1.050 rpm	DC 48 V 4.320 W	90 A 27.3 kg	75 db	2.225
6 HP	HE50719	1.450 rpm	DC 24 V 2.520 W	105 A 14 kg	≤ 55 db	835
	HE50752	1.450 rpm	DC 24 V 2.520 W	105 A 15.7 kg	≤ 55 db	1.106
3 HP	JOY1.2	1.700 rpm	DC 42 V 1.200 W	41.3 A 20 kg	72 db	2.199
	JOY1.2BATTERY	BATTERY				1.029
3 HP	HE50754	1.150 rpm	DC 12 V 780 W	65 A 9 kg	55 db	518
	HE50715	1.450 rpm	DC 24 V 1.440 W	60 A 9.9 kg	<55 db	602
3 HP	HE50741-70	1.530 rpm	DC 29.6 V 1.030 W	35 A 14.8 kg	≤ 55 db	1.741
	HE50741-70L					1.755
	HE59925	BATTERY				1.135
2 HP	HE50744	1.250 rpm	DC 12 V 600 W	50 A 6.6 kg	55 db	318
1.5 HP	HE50703-090	1.250 rpm	DC 12 V 600 W	55 A 8.2 kg	50 db	209

(+IVA)

HASWING

PARSUN
Power Your Dream

PULSAR

Estos precios anulan ofertas anteriores. A partir de 1 de abril 2023.
These prices cancel previous offers. As of 1 April, 2023.