
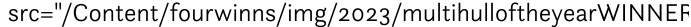
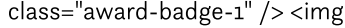
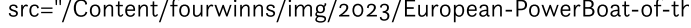


# DISCOVER THE TH36



The brand new TH36 makes full use of every inch on deck with the timeless design carried into the lower cabins. Contemporary elegance flows through two full suites furnished with queen beds, storage, privacy blinds, closet space, and private heads equipped with a separate, enclosed shower area. The epitome of elegance, ambient lighting is installed overhead to keep clean, elegant lines throughout the interior ensuring a superior level of elegance and comfort.

## COLOR OPTIONS



## SPECIFICATIONS

<b>L.O.A</b>	38' 5"	11.7 m	<b>Water Capacity</b>	50 gal	189 L
<b>Beam</b>	14' 7"	4.4 m	<b>Overall Max Length with Options</b>	38' 5"	11.7 m
<b>Fuel Capacity</b>	244 gal	924 L	<b>Hull Length</b>	11.42 m	37' 6"
<b>Approx. Draft Down</b>	38"	97 cm	<b>Displacement</b>	15955 lbs	7237 kg
<b>Approx. Boat &amp; Engine Weight</b>	15955 lbs	7237 kg	<b>Separate Cabins</b>	2	2
<b>Max HP</b>	700	522 kW	<b>Berths</b>	4	4

**STANDARD FEATURES****POWER OPTIONS**

Mercury® 2x300HP V8 XL Cold Fusion White w/ Joystick

**STRIPE COLOR**

Stripe Jet Black

**HULL COLOR**

White

**INTERIOR COLOR**

Standard Interior

**OPTIONS****POWER OPTIONS**

Mercury® 2x350HP V10 XL Cold Fusion White w/ Joystick

**MOORING AND ANCHOR LINES**

Anchoring Kit (Stainless Steel Anchor w/ Galvanized Chain)

Mooring Kit (4 Lines and 6 Fenders)

**EXTERIOR COMFORT**

Front Cockpit Sun Awning w/ 4 Poles (Sunworker Charcoal)

Fixed Aft Cockpit Sun Awning (Sunbrella Dark Smoke)  
 Full Soft Aft Cockpit and Windshield Enclosure (Sunbrella Dark Smoke)  
 Set of White PVC Protective Covers (Helm Station, Pilot and Copilot Seats, Aft Cockpit Tables)  
 Removable Forward Cockpit GRP Table (Central Position)

**INTERIOR WATER CIRCUIT**

Additional Fresh Water Reservoir 2x52 US Gal

**ELECTRICAL APPLIANCES**

Generator 5KVA 110V 50Hz Diesel w/ 13.2 US Gal Tank

**NAVIGATION LIGHTS**4 Underwater Lights RGB w/ Connection to Garmin/Fusion Systems  
Deck Searchlight**HOUSEHOLD APPLIANCES**Fridge in Starboard Cockpit Galley (17 US Gal)  
Drawer Fridge in Front Cockpit Area (5.3 US Gal)**HEATING AND AIR CONDITIONING SYSTEMS**Reversible Air Conditioning 2x8000 BTU on Shore Power 110V  
2 Cabin Fans (1 per Cabin)**ELECTRICAL CIRCUIT**Inverter 12/110V 2000VA 50Hz  
Pre-wiring for Additional AGM Service Battery**NAVIGATION INSTRUMENTS**

2 Satellite TV Antenna Dummy Domes  
 Garmin AIS 800 Transceiver  
 GARMIN Radar Dome Fantom 18 \*Requires Electronic Pack  
 GARMIN Radar Open Array Fantom 54 \*Requires Electronic Pack  
 VHF Garmin 315 + Handset GHS 11

**HELM**

Windshield Wipers and Washer

**PACKAGES****ELECTRONIC PACK**

1 X Garmin GPSMAP 8416 XSV with GT15 transducer and display of engine information Yamaha / Mercury

**UPGRADED ELECTRONIC PACK**

2 X Garmin GPSMAP 8416 XSV with GT15 transducer and display of engine information Yamaha / Mercury

**AUDIO PACK UPGRADE**Fusion Apollo WB670  
Subwoofer, JL Audio®  
2x Cockpit Speakers

This information is for reference only, and the actual design, specifications, and options may vary from the photos and other information shown. Contact your dealer for more information.

For a complete list of features, options and available power, see an authorized Four Winns dealer for additional details.

fourwinns.com