








Discover The Horizon 290



The Horizon 290 is a remarkable combination of sport boat performance and cruiser-like amenities. From exclusive chaise lounge-style seating to a full head compartment and berth, everything on this boat was carefully engineered and crafted to satisfy the most discerning boater.

Color Options

-  Classic Navy
-  Crimson Red
-  Denim Blue
-  Jet Black
-  Liquid Blue
-  Phantom Grey
-  Solid White

Specifications

L.O.A	30' 1"	9.2 m
Beam	9' 5"	2.9 m
Fuel Capacity	120 gal	454 L
Approx. Draft Up	25"	64 cm
Approx. Draft Down	39"	99 cm
Persons Capacity	Yacht	Yacht



Approx. Boat & Engine Weight	8500 lbs	3856 kg
Deadrise	21°	21°
Bridge Clearance w/ Arch or Tower	8'	2.4 m
Water Capacity	20 gal	76 L
Total Height	7' 4"	2.2 m
Bridge Clearance	5' 6"	1.7 m

Standard Features

Hull Color

Solid White

Hull and Deck

Anchor wash-down
Bow & stern eyes, stainless steel
Cleats, fixed, stainless steel
Fiberglass stringer system
Navigation lights, LED
Stable-Vee® hull
Thru-hull fittings, stainless steel
Windshield header, stainless steel
Winning edge owner protection plan
Horn
Rub rail w/ stainless steel insert
Shower, transom
Ladder, stern, angled, deep-reach, hidden w/ wide steps
Windshield w/walk-thru, full-height, curved glass, exclusive design
Anchor locker w/ lid, latch & tie off
Bow anchor roller
Bow rails, stainless steel
Exterior color choices
Exterior color scheme, choice of color
Exterior gel accent stripe, choice of color
Meets applicable USCG & Canadian regs; NMMA certified using ABYC stds.
Port window, head
Swim platform, stern

Tow Sports

Ski tow, stern, stainless steel

Cockpit

Assist handle(s), stainless steel
Beverage holder(s), stainless steel
Courtesy lights
Seating, port, double-wide w/ flip-up bolster
Self-bailing cockpit
Walk-thru transom
Water intrusion management system
Interior color scheme, choice of color
Seating, cockpit, U-shaped
Cooler, carry-on
Fiberglass liner, skid-resistant, self-draining
Coaming pads w/ rich hand-fitted vinyl & comfort padding
Seating, bow lounge w/ armrest
Seating, helm, double-wide w/ flip-up bolster, power-adjustable
Storage, bow & cockpit, beneath seats
Storage, cockpit, sidewall storage w/ beverage holders
Sun lounge, aft, convertible
Upholstery, premium contoured vinyl w/ custom detailing
Transom door, walk-thru

Console / Cabin

Berth

Entertainment

Stereo, w/ AM/FM radio, Bluetooth® & auxiliary input
Speakers, (4)

Helm

Emergency engine shut-off
GPS plotter/depth sounder
Custom gauges, fog-resistant
Dash, rich hand-wrapped vinyl w/ custom detailing
Instrumentation, helm: engine system matched gauges
Lighted switches, LED
Steering wheel, premium upgrade, tilt

Engine / Systems / Drive

Battery(ies)
Trim tabs w/ LED indicators
Batteries dual w/ on-off switch
Bilge pump(s), automatic
Engine blower
Engine vents
Freshwater system, 20 gal. tank
Outlet, USB charge port(s)
Outlet, 12V
Wiring harness w/ sealed connectors and tin coating for corrosion resistance

Stripe Color

Jet Black

Interior Color

Latte/Dark Almond

Power Options

MerCruiser 8.2 MPIC Bravo III X DTS 380hp

Head / Changing Compartment

Head, VacuFlush® porcelain toilet w/ sink, light & fan

Options

Hull and Deck

Docking lights, LED
Swim platform mat(s), espresso/teak
Underwater lights, LED
Windlass w/ rope, chain & anchor
Swim platform mat(s), grey

Tow Sports

Wakeboard tower/arch w/ color matched bimini top

Cockpit

Flooring, reed mat, dune (tan), removable
Table(s) w/ mount
Walk-thru door(s)
Grill, cockpit
Cushions, bow fill-in
Flooring, reed mat, ash (grey), removable
Cockpit galley w/ sink & refrigerator

Engine / Systems / Drive

Dockside power
Fire extinguishing system, fixed (Required w/CE)
Volvo, Easy-Connect Mobile
Mercury, Vesselview Mobile

Canvas

Camper canvas, Sunbrella®
Bimini top, Sunbrella®
Cover, bow, Sunbrella®
Cover, bow & cockpit, Sunbrella® (2-piece)

Power Options

MerCruiser Twin 6.2L 300/BIII DTS 300hp (NA in USA)
MerCruiser Twin 6.2L 300 EC/BIII DTS 300hp
MerCruiser Twin 6.2L 350/BIII DTS 350hp (NA in USA)
MerCruiser Twin 6.2L 350 EC/BIII DTS 350hp
Volvo Twin V8-300CE/DI/DP EVC 300hp
Volvo Twin V8-300CE/DI/DP EVC JSTK 300hp
Volvo Twin V8-350CE/DI/DP EVC 350hp
Volvo Twin V8-350CE/DI/DP EVC JSTK 350hp
Volvo Twin V8-380CE/DP EVC 380hp
Volvo Twin V8-380CE/DP EVC JSTK 380hp

MerCruiser 8.2 MPIIC HO Bravo III X DTS 430hp
 Volvo V8-380CE/DI/DP EVC 380hp
 Volvo V8-430CE/DI/DP EVC 430hp
 MerCruiser Twin 6.2L 300/BIII JPS 300hp (NA in USA)
 MerCruiser Twin 6.2L 300 EC/BIII JPS 300hp
 MerCruiser Twin 6.2L 350 EC/BIII JPS 350hp (NA in USA)
 MerCruiser Twin 6.2L 350 EC/BIII JPS 350hp

Entertainment

Speakers, wakeboard tower, JL Audio® (req. premium sound)
 Stereo Remote, Helm & Transom
 TV / DVD w/ mounts (req. galley)

Head / Changing Compartment

Head, electric, overboard discharge
 Grey water system, w/ holding tank

Packages

LX Package, Dune

Flooring, reed mat, dune (tan), removable
 Bimini top, Sunbrella®
 Cleats, pull-up, stainless steel

SLX Package, Espresso / Teak

Docking lights, LED
 Swim platform mat(s), espresso/teak
 Table(s) w/ mount
 Walk-thru door(s)
 Cushions, bow fill-in
 Cover, bow & cockpit, Sunbrella® (2-piece)

SLX Package, Grey

Docking lights, LED
 Table(s) w/ mount
 Walk-thru door(s)
 Cushions, bow fill-in
 Swim platform mat(s), grey
 Cover, bow & cockpit, Sunbrella® (2-piece)

LX Package, Ash

Bimini top, Sunbrella®
 Cleats, pull-up, stainless steel
 Flooring, reed mat, ash (grey), removable

Premium Sound Package

Amplifier, JL Audio®
 Speaker upgrade, cockpit, JL Audio®
 Transom speakers, JL Audio®
 Stereo upgrade, JL Audio®
 Stereo Remote, Helm & Transom

This information is for reference only, and the actual design, specifications, and options may vary from the photos and other information shown. Contact your dealer for more information.

For a complete list of features, options and available power, see an authorized Four Winns dealer for additional details.

fourwinns.com